Alcohol and Marijuana Control Office
550 W 7th Avenue, Suite 1600
Anchorage, AK 99501
marijuana.licensing@alaska.gov
https://www.commerce.alaska.gov/web/amco
Phone: 907.269.0350

Alaska Marijuana Control Board

Form MJ-02: Premises Diagram

Why is this form needed?

A detailed diagram of the proposed licensed premises is required for all marijuana establishment license applications, per 3 AAC 306.020(b)(8). **All areas designated as the licensed premises of a single license must be contiguous. All diagrams must have the licensed premises area labeled, and outlined or shaded as appropriate.**

What must be submitted with this form?

Applicants must attach multiple diagrams to this form, including (as applicable):

- **Diagram 1:**
  A diagram showing only the licensed premises areas that will be ready to be **operational at the time of your preliminary inspection** and license issuance;

- **Diagram 2:**
  If different than Diagram 1, a diagram outlining **all areas for which the licensee has legal right of possession** (a valid lease or deed), and clearly showing those areas' relationship to the current proposed licensed premises *(details of any planned expansion areas do not need to be included; a complete copy of Form MJ-14: Licensed Premises Diagram Change or Form MJ-31: Walk-Up or Drive-Through Exterior Window Pick-Up Diagram and Operating Plan must be submitted and approved before any planned expansion area may be added to the licensed premises);*

- **Diagram 3:**
  A **site plan or as-built of the entire lot**, showing all structures on the property and clearly indicating which area(s) will be part of the licensed premises;

- **Diagram 4:**
  An **aerial photo of the entire lot and surrounding lots**, showing a view of the entire property and surrounding properties, and clearly indicating which area(s) will be part of the licensed premises *(this can be obtained from sources like Google Earth)*; and

- **Diagram 5:**
  A diagram of the **entire building in which the licensed premises is located**, clearly distinguishing the licensed premises from unlicensed areas and/or premises of other licenses within the building. If your proposed licensed premises is located within a building or building complex that contains multiple business and/or tenants, please provide the addresses and/or suite numbers of the other businesses and/or tenants *(a separate diagram is not required for an establishment that is designating the entire building as a single licensed premises)*.

This form, and all necessary diagrams that meet the requirements on Page 2 of this form, must be completed and submitted to AMCO's Anchorage office before any new or transfer license application will be considered complete.

Section 1 – Establishment Information

Enter information for the business seeking to be licensed, as identified on the license application.

Licensee:	HNP, Inc.	**MJ License #:**			17452
License Type:	Limited Marijuana Cultivation Facility				
Doing Business As:	Green Degree				
Premises Address:	2439 S. Ridgecrest				
City:	Wasilla	**State:**	Alaska	**ZIP:**	99623

Form MJ-02: Premises Diagram

Section 2 – Required Information

For your security, do not include locations of security cameras, motion detectors, panic buttons, and other security devices. However, AMCO will require full coverage of the walk-up or drive-through exterior window area as required by 3 AAC 306.380(b) and (g) for marijuana retail establishments. *Items marked with a double asterisks (**) are only required for those retail marijuana establishments that are also applying for an onsite consumption endorsement.*

The following details must be included in all diagrams:

- [x] **License number and DBA**
- [x] **Legend or key**
- [x] **Color coding**
- [x] **Licensed Premises Area Labeled and Shaded, or Outlined as appropriate**
- [x] **Dimensions**
- [x] **Labels**
- [x] **True north arrow**

The following additional details must be included in Diagram 1:

- [x] **Surveillance room**
- [x] **Restricted access areas**
- [x] **Storage areas**
- [x] **Entrances, exits, and windows, including walk-up or drive-through exterior window for marijuana retail establishments**
- [x] **Walls, partitions, and counters**
- [x] **Any other areas that must be labeled for specific license or endorsement types**
- [ ] **** Serving area(s)**
- [ ] ****Employee monitoring area(s)**
- [ ] ****Ventilation exhaust points, if applicable**

The following additional details must be included in Diagram 2:

- [x] **Areas of ingress and egress**
- [x] **Entrances and exits**
- [ ] **Walls and partitions**

The following additional details must be included in Diagrams 3 and 4:

- [x] **Areas of ingress and egress**
- [x] **Cross streets and points of reference**

The following additional details must be included in Diagram 5:

- [x] **Areas of ingress and egress**
- [x] **Entrances and exits**
- [x] **Walls and partitions**
- [x] **Cross streets and points of reference**

Initial: KC

I hereby certify that I am the person herein named and subscribing to this application and that I have read the complete application, and I know the full content thereof. I declare that all of the information contained herein, and evidence or other documents submitted are true and correct. I understand that any falsification or misrepresentation of any item or response in this application, or any attachment, or documents to support this application, is sufficient grounds for denying or revoking a license/permit. I further understand that it is a Class A misdemeanor under Alaska Statute 11.56.210 to falsify an application and commit the crime of unsworn falsification.

Kerby Coman
Printed name of licensee

Kerby Coman
Signature of licensee

Section 3 – Cultivation Applicants ONLY

Review the requirements under 3 AAC 306.420 and 3 AAC 306.430.

3.1. Describe the site of the space(s) the marijuana cultivation facility intends to be under cultivation, including dimensions and overall square footage. Provide your calculations below:

We have cloners that are 2x2 pucks, which will not exceed 128 pucks filled at any time = 8 sqft under cultivation,
We have our mother veg room #2 & #3 for our mother plants, Each plant is in a 1 sqft pot = 20 sqft under cultivation,
We have our veg room #1 that will have a max of 560 plants in 6 inch pots = 140 under cultivation,
We have our flower room that will have a max of 720 plants in 6 inch pots = 180 under cultivation,

8+20+140+180=348 sqft total under cultivation,

Diagram #1 page 1

LEGEND

- LICENSED PREMISES
- RESTRICTED ACCESS AREA
- UNRESTRICTED ACCESS AREA – BATHROOM
- ENTRANCE / EXIT

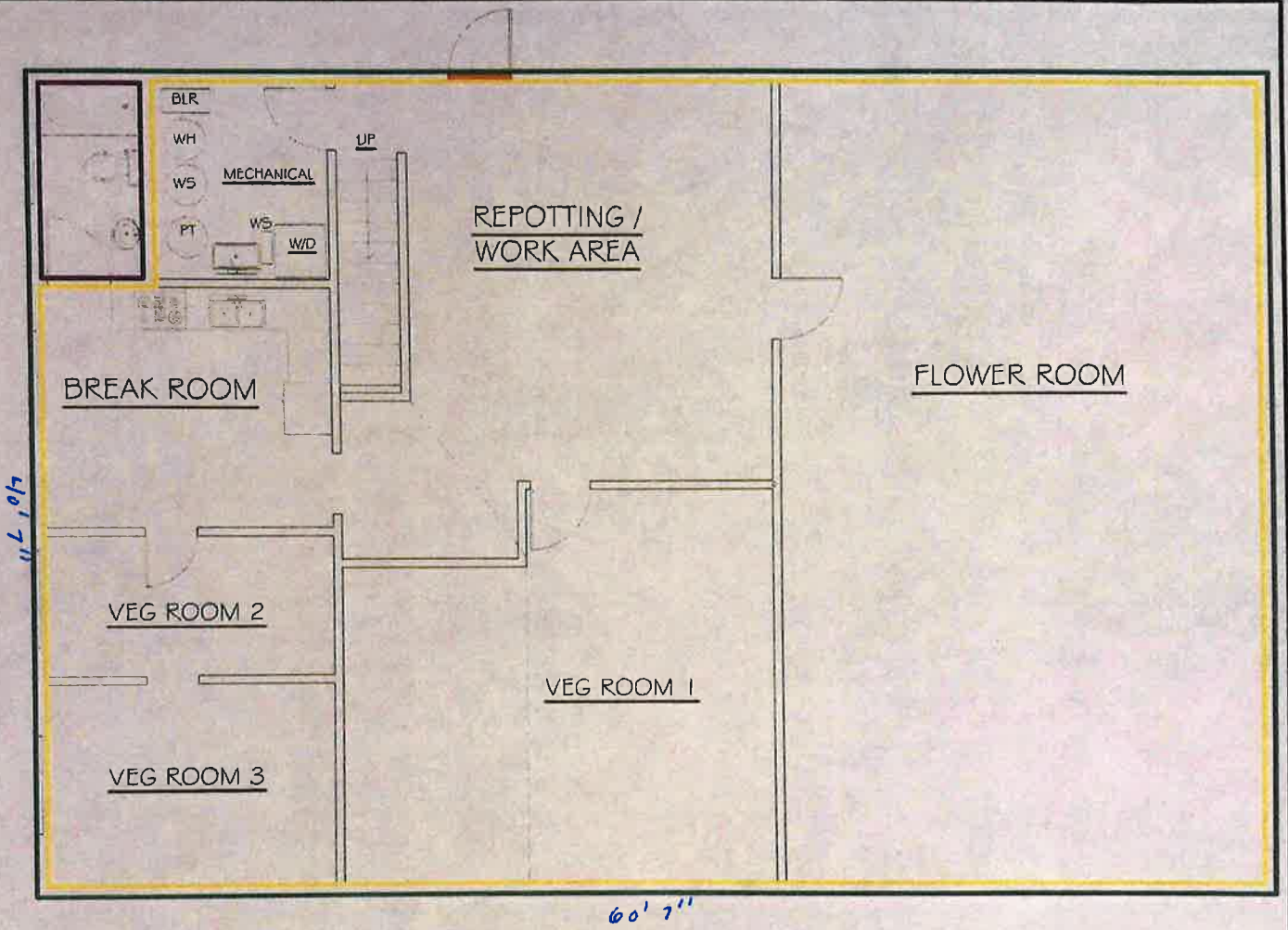

Green Degree
License#17452

SHEET TITLE: FIRST FLOOR LAYOUT

SCALE: 1/8" = 1'-0"

Diagram #1 Page 2

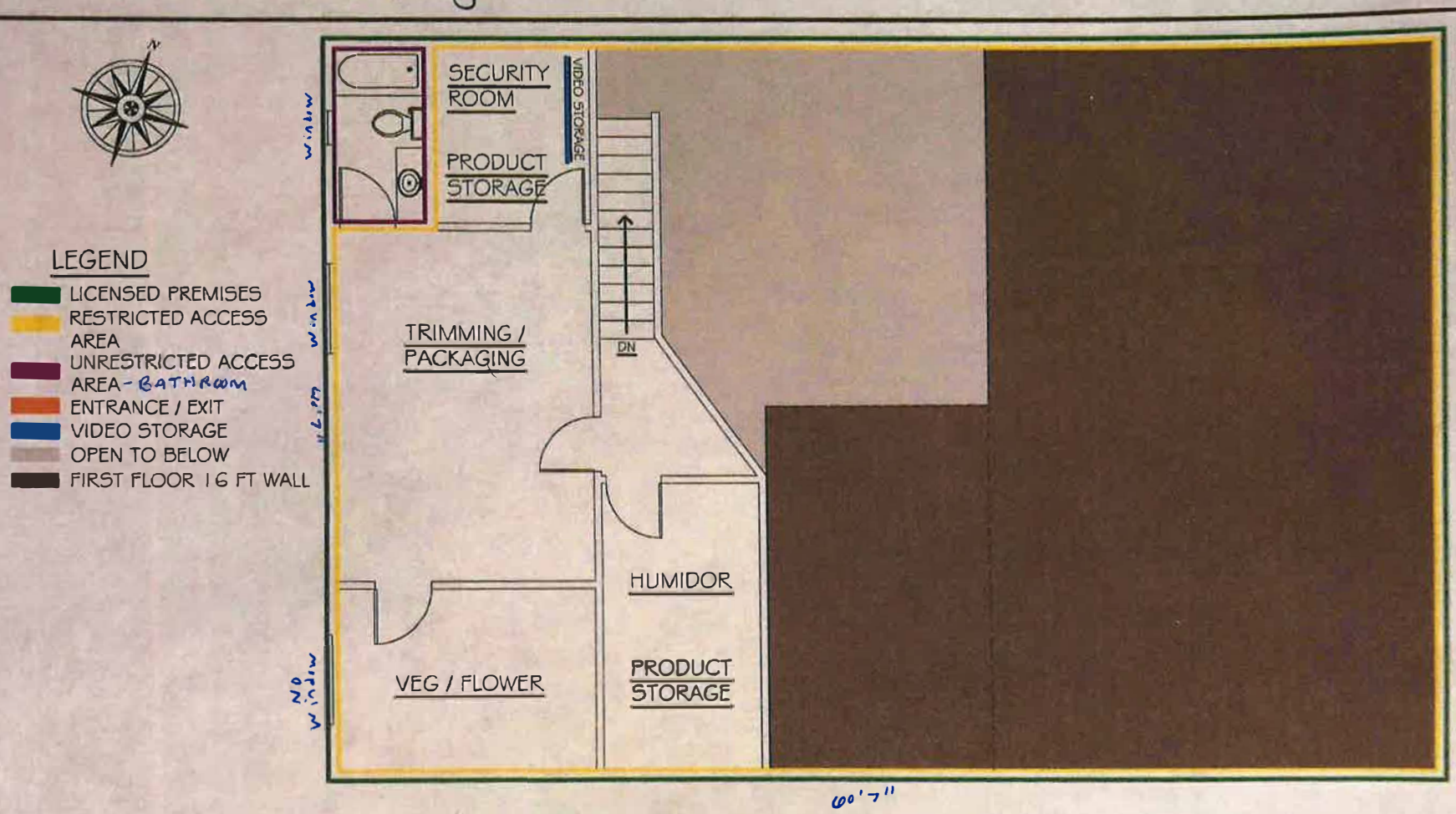

Green Degree
License# 17452

SHEET TITLE: SECOND FLOOR LAYOUT

SCALE: 1/8" = 1'-0"

Diagram #2 Page 1

LEGEND

- LICENSED PREMISES
- RESTRICTED ACCESS AREA
- UNRESTRICTED ACCESS AREA - BATHROOM
- ENTRANCE / EXIT

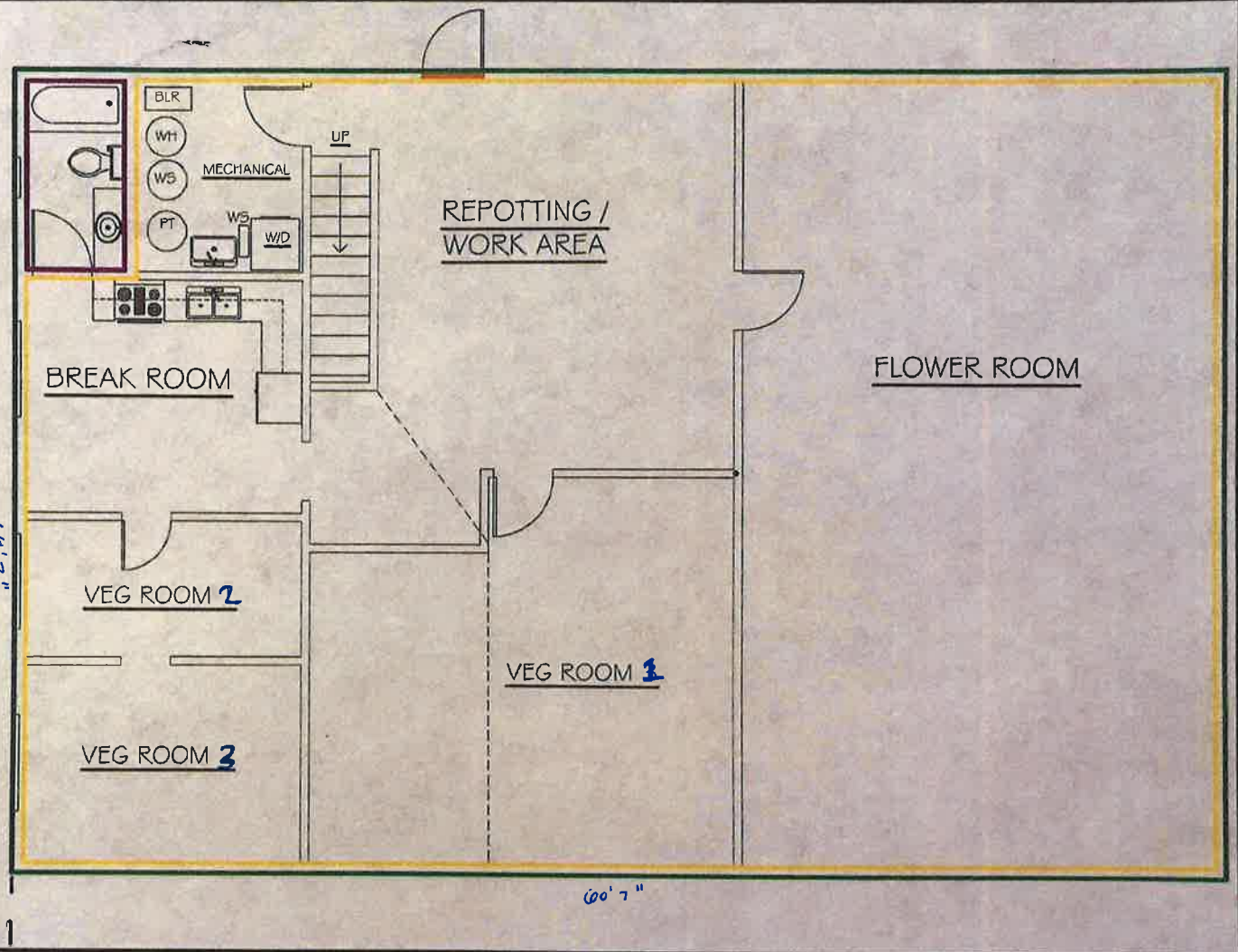

Green Degree
License# 17452

SHEET TITLE: FIRST FLOOR LAYOUT

SCALE: 1/8" = 1'-0"

26.33'

SHED

Diagram #2 page 2

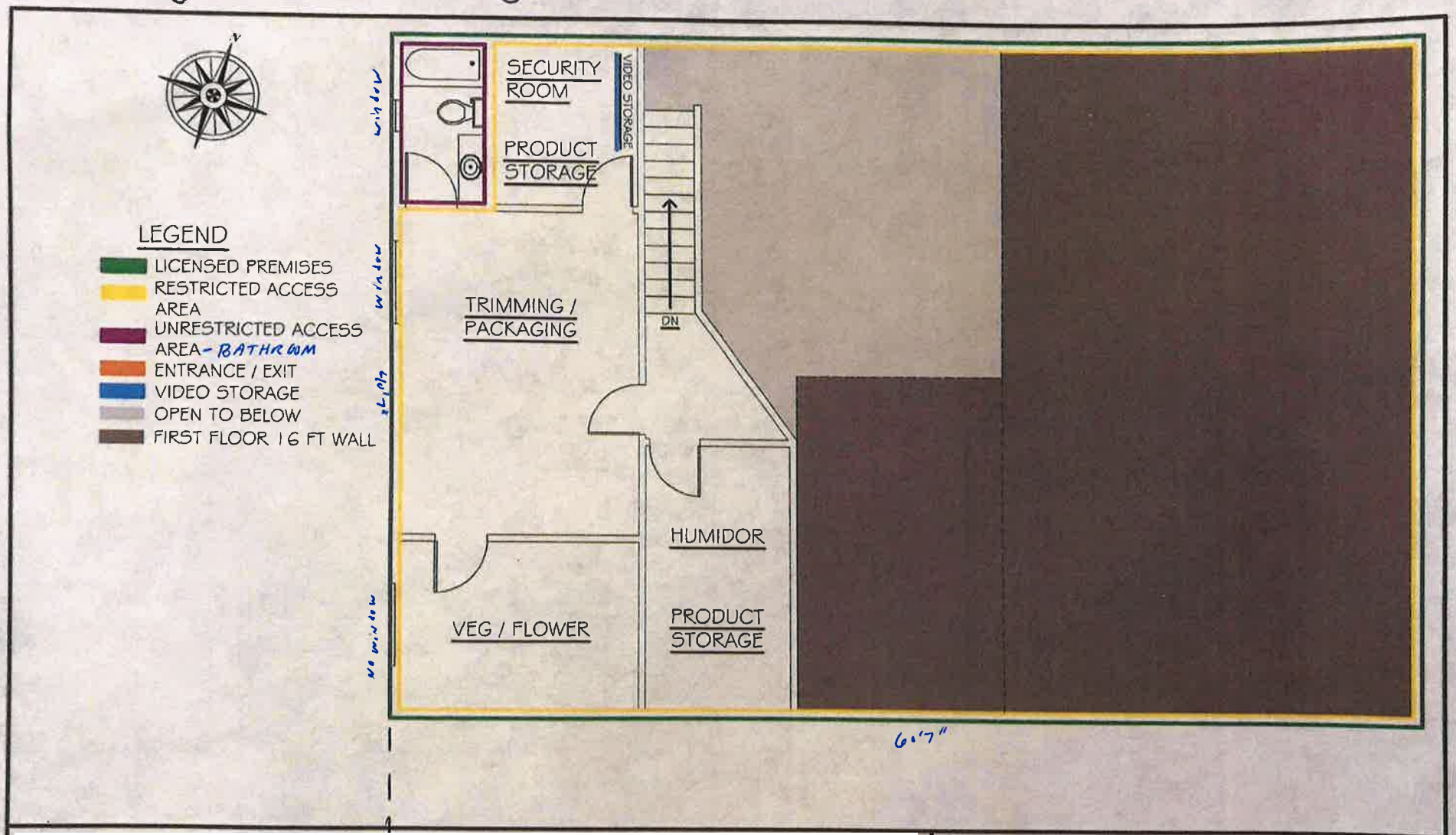

Green Degree
License#17452

SHEET TITLE: SECOND FLOOR LAYOUT

SCALE: 1/8" = 1'-0"

26.33'

SHED

Diagram 3

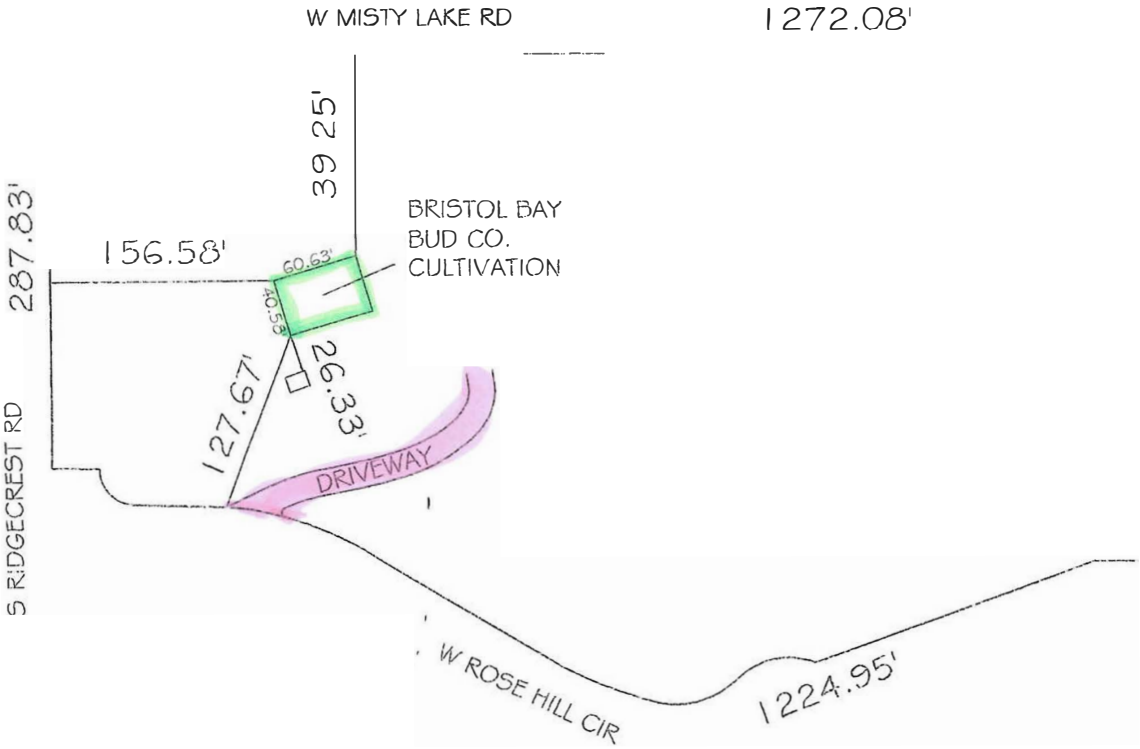



Legend:
licensed premises
ingress/egress

AS-BUILT PLOT

Green Degree
License# 17452

Diagram 4

Google Maps 2439 S Ridgecrest Rd

Imagery ©2018 Google, Map data ©2018 Google 200 ft

N

Building dimensions
60.63' x 40.58'

Legend:
licensed premises
ingress/ egress

Green Degree
License# 17452